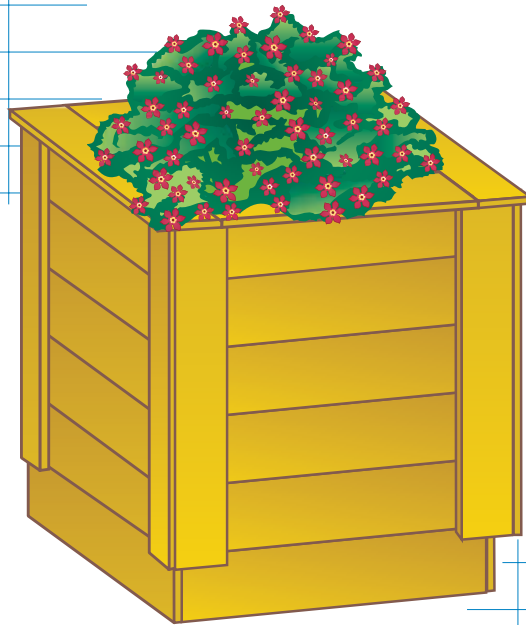




PLANTER BOX



2 PLANTER BOX
SKILL LEVEL

<input checked="" type="checkbox"/>	<input type="checkbox"/>	<input type="checkbox"/>	<input type="checkbox"/>
-------------------------------------	--------------------------	--------------------------	--------------------------

PLANTER BOX MATERIALS LIST


2" x 4"s treated lumber
 1" x 6"s treated lumber
 1" x 4"s treated lumber
 2-1/2" hot-dip galvanized screws
 meeting ASTM-A153 or ASTM-A653, stainless steel or other fasteners and hardware as recommended by the hardware manufacturer.

Use fasteners and hardware that are in compliance with the manufacturer's recommendations and the building codes for their intended use. Electroplated galvanized fastener and metal products are typically not accepted by the building codes for use in exterior applications, regardless of the type of wood used.

NOTE: In some applications you may use screws instead of nails for better hold down power.

TIP: Use water repellent or stain with water repellent when your job is finished to help protect your pressure treated wood from splitting, checking, and warping.

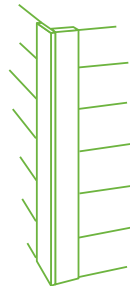
Treated wood products should be selected based on their intended End Use Classification - General Use Above Ground, Ground Contact, or Ground Contact Critical Structural Members.



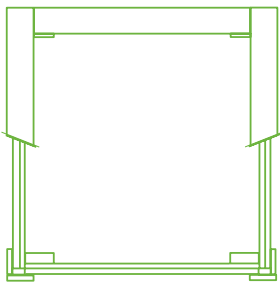
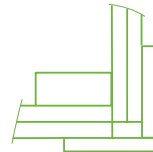
ELEVATION



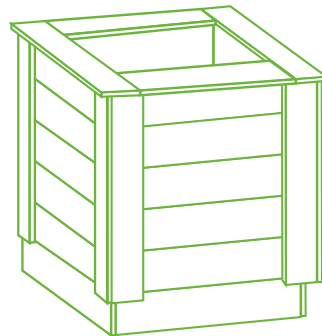
SECTION THRU PLANTER



DRESSING DETAIL



PLAN



NOTE: For the best aesthetic value, make 3 of these in different sizes or heights, then place in a group with plants like citrus, azaleas or geraniums.

Kopper's Performance Chemicals makes no warranties expressed or implied or as to the fitness for a particular purpose of this plan. Check with an architect or a building expert for proper foundation requirements and to make sure that this plan is appropriate to your situation and meets local building codes. A permit may be required.

FOR MORE INFORMATION

• FOR INTERIOR OR EXTERIOR APPLICATION, USE FASTENERS AND HARDWARE THAT ARE IN COMPLIANCE WITH THE MANUFACTURER'S RECOMMENDATIONS AND THE BUILDING CODES FOR THEIR INTENDED USE. • ALUMINUM BUILDING PRODUCTS MAY BE PLACED IN DIRECT CONTACT WITH MICROPRO TREATED WOOD. • FOR EXTERIOR APPLICATIONS USE QUALITY EXTERIOR GRADE FASTENERS AND HARDWARE WITH DURABLE COATINGS, SUCH AS HOT DIP GALVANIZED. • USE STAINLESS STEEL FASTENERS IN APPLICATIONS WHERE THE WOOD IS EXPOSED TO TRAPPED MOISTURE, OR CONSTANT WET CONDITIONS. • ASK DEALER FOR A COPY OF THE WARRANTY. • FARM AND RESIDENTIAL USE. • DO NOT BURN PRESERVED WOOD. • WEAR DUST MASK & GOGGLES WHEN CUTTING OR SANDING WOOD. • WEAR GLOVES WHEN WORKING WITH WOOD. • DO NOT USE PRESERVED WOOD AS MULCH. • SOME PRESERVATIVE MAY MIGRATE FROM THE TREATED WOOD INTO SOIL/WATER OR MAY DISLODGE FROM THE TREATED WOOD SURFACE UPON CONTACT WITH SKIN. WASH EXPOSED SKIN AREAS THOROUGHLY. • DISPOSE IN ACCORDANCE WITH FEDERAL, STATE AND LOCAL REGULATIONS.



Performance Chemicals

For more information visit www.kopperspc.com.